


# SUTHERLAND SHIRE ORCHID SOCIETY

BULLETIN: November 2021

[www.ssos.org.au](http://www.ssos.org.au)

## *SSOS Members, Bloomin' Awesome At Home*



## NOVEMBER MEETING CANCELLED

Next Meeting:  
To Be Advised !

### SSOS MEETINGS @

Sutherland Uniting  
Church Auditorium,  
Cnr Flora & Merton  
Streets, Sutherland



Find us on FB

### PRESIDENT

*Jan Robinson*

### VICE PRESIDENT

*Frank Daniel*

### TREASURER

*Margaret Spring*

### SECRETARY

*David Hicks*

*davehicks*

*@optusnet.com.au*

*0431 799 230*

### EDITOR

*Melissa Karayannis*

*mjbk1@bigpond.com*




# ***SSOS Members, Bloomin'Awesome At Home***

**Dendrobium densiflorum**  
(Jan Robinson)



**Lc. Schilleriana**  
(Melissa Karayannis)



**Blc. Francis Miles 'Lovely' X  
Blc. Fortune 'Golden  
Throne' (Robert Nicol)**



**Bifrenaria harrisonae** (Russell Ettrick)



**Mps Pink Momma 'Yosemite Sam'**



**Coel. Unknown**  
(Sylvia Fitch)





# SSOS Members, Bloomin'Awesome At Home





# SSOS Members, Bloomin'Awesome At Home



**Ornithocephalus gladiatus var bonplandii X Sib (Melissa Karayannis)**



**Wilsonara Pacific Panache 'Dorothy Jean' (David Hicks)**



**Odontioda Joes Drum Mark Daniel AMAOS - 2021 Chris Gray**



**Den. Unknown (Diane Phillips)**



**Phal. Ox Red Sesame '1699' (Melissa Karayannis)**



**Oncostele (Wilsonara) Palm Sugar Chris Gray**




**Den. Unknown (Diane Phillips)**



**Den. Thrysiflorum (Tom Scerri)**



# Bloomin'Awesome SARCOs At Home





# Bloomin'Awesome SARCOs At Home

Sarco Granmeir  
(Jan Robinson)



Sarco Bessie  
(Col Brandon)



Sarco Burgundy on Ice  
(Jan Robinson)



Sarco Bewitch  
(Col Brandon)



Sarco Memoria Dennis Wood  
(Jan Robinson)



Sarco Nickys Twin Bees  
(Col Brandon)



Sarco hartmannii 'Chloe' AM/AOC  
(Jan Robinson)



Sarco 'Gail' (David Hicks)



Sarco Maria  
(Col Brandon)



Sarco Maria #2  
(Col Brandon)





## President's Message...

Greetings Fellow Members—

How's that repotting going? Never ending, right? Some of my last year's experimental back cutting of cattleyas ended up being a bit of a disaster, but you never know until you try. Some were ok, others not so much. Maybe it's better to do them in early Spring instead of mid summer? Could be a topic of discussion the next time we have a meeting.



Speaking of meetings, some other orchid societies have resumed in November while we have not. Keep in mind that each meeting venue has their own separate rules. The last communication we had with ours was that the 4m2 rule would stay in place through November, which means we would be limited to 23 people – 9 committee members + 14 others. Your Committee decided to wait until we have freedom to include more members.




A reasonable response rate was received to our expression of interest email regarding a December get together, so it looks like it might go ahead assuming we're back to 2m2 social distancing by then. We have yet to work out what format that gathering will be, stay tuned! It definitely will NOT be help yourself food like previous Christmas parties, be forewarned. Currently we are still not allowed to serve food at our venue, we'll see what they say about December. Maybe a raffle? Maybe a mini auction? Even a simple plant benching and a chat sounds pretty good, we've got a lot to catch up on since June! Details will be advised in the next Bulletin or by separate email.

Just a heads up that I will not be standing as President at the next AGM in March 2022. This is my 4<sup>th</sup> year as President and I served on the Committee for 10 years prior to that in various capacities. It's time for some new blood and fresh ideas, so get ready to step-up!



Cheers and I hope to see you in December,



## Ted Beehag Blooms

Many of our members have orchids that were originally part of the late Ted Beehag's orchid collection. We are featuring some of Ted's current blooms in the hands of new caretakers.

If you would like to join in, just email ([mjbk1@bigpond.com](mailto:mjbk1@bigpond.com)) photos to Editor as they open up!



#16 Sarco. Madge  
(Melissa Karayannis)



#120 Paph. Hung Sheng Ruby  
X Hsinying Yahoo  
(Melissa Karayannis)



Slc. Tangerine Jewel x Blc. Love  
Sound (Ian Ware)

**Disclaimer:** The growing guides are provided only as a starting basis to cultivation. Local conditions in your area may require modification to these suggestions. SSOS will not be responsible for the results of your cultivation practices. The opinions expressed in these articles are those of the author and not those of SSOS, SSOS in no way endorses or supports any claims or opinions of said authors.

### We still need help with bulletin content!

**Email** photos of orchids currently in bloom and their names to  
Melissa at [mjbk1@bigpond.com](mailto:mjbk1@bigpond.com) for the next bulletin

**Want to write an article for the  
bulletin??**

***Both before Sunday Nov 28th please !***







## Welcome to Wal Chapman's ***Guess The Genera!***

*Take a guess then read the up-side-down answers*



Back Row : Dendrobium Yukidaruma 'King'  
Front Row, Left to Right:  
Dendrobium Sunburst Tain  
Coelogyne morreana 'Brockhurst'  
Lycaste Pale Face  
Dendrobium Isochidore 'Rainbow'

### **NOTICE**

It is with sadness that I announce I need to take a break from my duties as  
**SSOS Editor.**

**Is there an SSOS member who would like to take over??**

Training can be arranged!

*Melissa Karayannis*

Thanks to the people who have supported  
me by contributing photos and articles...it's  
been much appreciated!





## ROBERT BISETTO VALE

Sadly Robert Bisetto passed away on 24<sup>th</sup> October from a heart attack. He had been a member of SSOS for several years before moving to Queensland, having joined the Society in 2008 as a novice. That classification didn't last long, as Robert was an excellent grower and had an amazing collection of orchids, many "weird and wonderful" ones as well as large specimen plants. Many of us have plants in our own collections obtained from Robert. The various growing areas at his place on Sylvania Road were amazing and it was impossible to resist buying something whenever you popped around for a visit. He usually "threw something in" as a freebie which frequently turned out to be better than the orchid you had purchased!

George Birss says, "Robert will be remembered as a great guy who would give you the shirt off his back. You could always get a great orchid off Robert at a ridiculously low price and he was always the guy you went to for the strange and unusual stuff. A great grower and a great mate."

Here is Robert being congratulated for his Annual Points Score award at our Christmas party in 2011. Although not a great photo, you can see how Robert was having a laugh and enjoying himself. That's the Robert we will remember. Rest in peace.



## RE POTTING TIME

Now that Covid restrictions are easing and **SPRING** and the Re Potting Season is here & there has been no shows to restock **NOW** is the time to attend to your orchid's requirements.

**Orchid Supplies by George and Mike have all your potting needs!**

**Pots**, baskets (mesh, slotted, Stanhopea), dishes, **water well pots**, **Pot hangers**, trays, **fertilisers**, pesticides, fungicides, Auxinome, stakes, clips, twist ties, cutters, watering systems, **tags**, **pens**, snail bait, bug strips, **bark**, coco chip, perlite, hydroponic balls, **media mix**, if it has to do with orchids we have it!



Anything you require to re pot or tidy up your orchids for the upcoming growing season call George 0409 521 869 or Mike 0407 553 693.



# ORCHID SIBLINGS

By Jan Robinson

Many of us struggle to get our heads around how the flowers of orchids with exactly the same parents can look totally different. The penny drops, though, when you translate the concept into human terms. Here I am with my siblings. All four of us have the same Mum and Dad. We don't look alike, do we? It's similar with orchid pairings. Orchid siblings originating from the same parents don't all look the same. The genetic makeup of each orchid "child" is unique, resulting in a vast range of differences. Therein lies the challenge of getting a "good" flower!!



Paph Macabre Inn is a good example. When the US hybridizer Sam Tsui made this cross, he took pollen from 'Dad' *wardii* (a species) and placed it on 'Mum' Macabre Station (a hybrid). The cross was successful and a pod developed on Mum. ('She' is referred to as the 'seed' parent or 'pod' parent, as the seed formed in her pod. 'Dad' *wardii* is referred to as the pollen parent.) Who knows how many thousands of tiny seeds were formed through this crossing, but luckily there was enough to make at least one flask—and that flask found its way to Australia!



As a species, Dad has strong singular lineage; Sam would have used a very good line bred *wardii* for his cross like this one on the left (photo from OrchidWiz.)

Mum has an excellent pedigree, as her own mum Paph Macabre is the rather famous matriarch of the extensive Macabre family. Mum Macabre Station is a bit shy and I

couldn't find any photos of her. But check out her nanna, Paph Macabre on the right (photo also from OrchidWiz.) Nanna has won over 200 quality awards world-wide herself and her strong Maudiae-type genes have been passed down to multiple generations of superior paphs.



Now have a look at two of the "kids" that came from this cross.



The first Macabre Inn sibling we'll nickname 'Barty', it was grown by two friends of mine in the Paph Society. You can't see much of *wardii* Dad in Barty except for maybe the shape of the dorsal, but Mum's and Nanna's Maudiae genes are quite apparent, especially the dark colour which is also on the back of the flower.







The second “kid” is Macabre Inn ‘Robbo’ which I got in June 2012 as a seedling that had probably been out of the flask only a year or so when I got it. July 2021 was the first time this paph flowered and I have to say, it was worth the wait! Clearly ‘Robbo’ picked up more *sukhakulii* from Mum’s family than any of the other species in Mum’s genetic tree.

Here are two more photos below from OrchidWiz, a good *sukhakulii* as well as a *wardii*, two of the species in Mum’s family. You can see how ‘Robbo’ is a great mix of both of these, particularly in the dorsal shape and colour and the spotting of the petals. ‘Robbo’ hasn’t inherited any of the dark vinicolour from its Mum like its sibling ‘Barty’.



What a difference between these two siblings – like chalk and cheese, as they say!! Just like you and your own siblings! Can you see why orchid vendors scratch their heads when someone asks them “what will this seedling look like?”

Cheers, happy growing, and here’s to being lucky enough to get a good sibling out of a flask!

## ***THE DENDROBIUM BEETLE. (Stethopachys Formosa)***

The Dendrobium Beetle is one of the most destructive pests, mostly to Dendrobium

Orchids and hybrids but will sometimes attack other orchid genera.

These beetles are native to Australia and are found from Northern Territory across

Queensland and down through New South Wales.

The adult beetle is a vivid orange colour, with black stripes across its back and also having

black markings across its shoulders. They grow to approx. 1cm in length and have two

black antennae from the head. The female will lay eggs on new growths and approx.. 10

days later the larvae will pupate. The larvae is cream in colour approx.. 1.5mm long

having a slippery waxy covering and are generally found in the flower.

Normally, in the summer months, the larvae tunnel down the pseudo-bulb, or new growth and eventually, the growth above the infected area will turn brown and die.

The adult beetle will feed on the flowers, new growth or bulbs and when disturbed will fall straight down to the ground. Young beetles will fly away when approached but as they get older they simply drop to the ground. As a result, they can easily be captured in the late afternoon, simply by placing an open glass jar or empty ice cream container underneath them and they will fall straight in, so that can be destroyed immediately with fly spray.

The best, and less harmful to human, method of controlling the Dendrobium Beetle is to mix 50% Eco Oil and 50% Eco Neem in a spray bottle and spray thoroughly in all areas, then in approx. 10 days repeat the spraying process.

There is no Australian Government approved product to kill Dendrobium beetle.



*By Gary Hodder*



# Local Native Orchid Spotting



Jan Robinson, Melissa Karayannis & Rhonda Jackson have all submitted photos of native orchid 'finds' this month. The orchids were all spotted on walks within their 'Covid-restricted' areas. Here they are!

*Thelymitra media*



*Diuris aurea*  
'Donkey Orchid'



*Thelymitra pauciflora*



*Den. linguiforme*



*Den. linguiforme*

*Calochilus paludosus*  
(Red Bearded Orchid)



*Thelymitra atronitida*  
or maybe atrax



*Thelymitra atronitida*





# Local Native Orchid Spotting



*Thelymitra pauciflora*



*Calochilus robertsonii*  
(Purple Bearded Orchid)



*Erythrorchis cassythoides*  
(Bootlace Orchid)



*Erythrorchis cassythoides*  
(Bootlace Orchid)



*Microtis unifolia*



*Caleana major*  
(Flying Duck Orchid)



*Diuris aurea*

